


IR Kit Installation Instructions


IR Blaster Kit (AVF-IRBLAST)

This kit takes the IR signal received by the Aquavision television and relays the signal via an IR transmitter to another device such as a Blue Ray player, Set top box etc. The IR device is plugged into the bottom socket marker "IR PASS THROUGH" on the IR Board of the Aquavision television. The transmitter is supplied with a 1.5 Meter lead. If a longer lead is required then a 3.5mm stereo (3 pole) plug to socket extension cable can be used.



IR Over HDMI Link Kit (AVF-IRHDMI)


This kit takes the IR signal received by the Aquavision television and relays the signal via an IR transmitter (sender) to another device such as a Blue Ray player, Set top box etc. using a standard HDMI cable.



NOTE: The Aquavision remote controls are not programmable and will not operate the external device so the user will need to use the devices remote control or a programmable remote control.

IR over HDBaseT using Aquavision ConnectTV and ConnectTV Active (AVF-IRCON)

The ConnectTV range from Aquavision also carries the IR signal in both directions along the Cat 5e cable. All the connections for this are already built in to the Aquavision television. At the ConnectTV transmitter end, you will need to connect the IR transmitter and receiver into the front of your ConnectTV transmitter and place in an appropriate place. The transmitter and receiver are supplied with a 1.5 Meter lead. If a longer lead is required then a 3.5mm stereo (3 pole) plug to socket extension cable can be used.



Aquavision IR Connection Details

Aquavision LCD

IR connection details as on the IR receiver board on the LCD TV – Used for the IR Blaster

Connector Details	Tip	Ring	Sleeve
SKY	IR V out (3.7V 8.1KOhm)	VCC (5V 100Ohm)	Ground
IR PASS THROUGH	VCC (5V 100Ohm)	IR V out (3.7V 8.1KOhm)	Ground

This is an unmodulated signal.

ConnectTV and ConnectTV Active transmitter

IR connection details – Used for the IR Over HDMI Link Kit and the ConnectTV range

Connector Details	Tip	Ring	Sleeve
IR TX	VCC (5V 100Ohm)	IR V out (3.7V 8.1KOhm)	Ground
IR RX	VCC (5V 100Ohm)	IR V out (3.7V 8.1KOhm)	Ground

This is also an unmodulated signal for connection straight into most IR sockets on most third party control equipment.



HEAD OFFICE AND FACTORY
 Aquavision
 Unit 7 Riverpark, Billet Lane
 Berkhamsted, Hertfordshire
 HP4 1HL
 United Kingdom
 +44 [0]1442 872665

AMERICAN OFFICE
 Aquavision, Inc.
 #197
 5 Southside Drive, Suite 11
 Clifton Park, NY 12065
 America
 +1 800 524 1804



sales@aquavision.tv
 sales@aquavision.us

www.aquavision.tv
 www.aquavision.us