

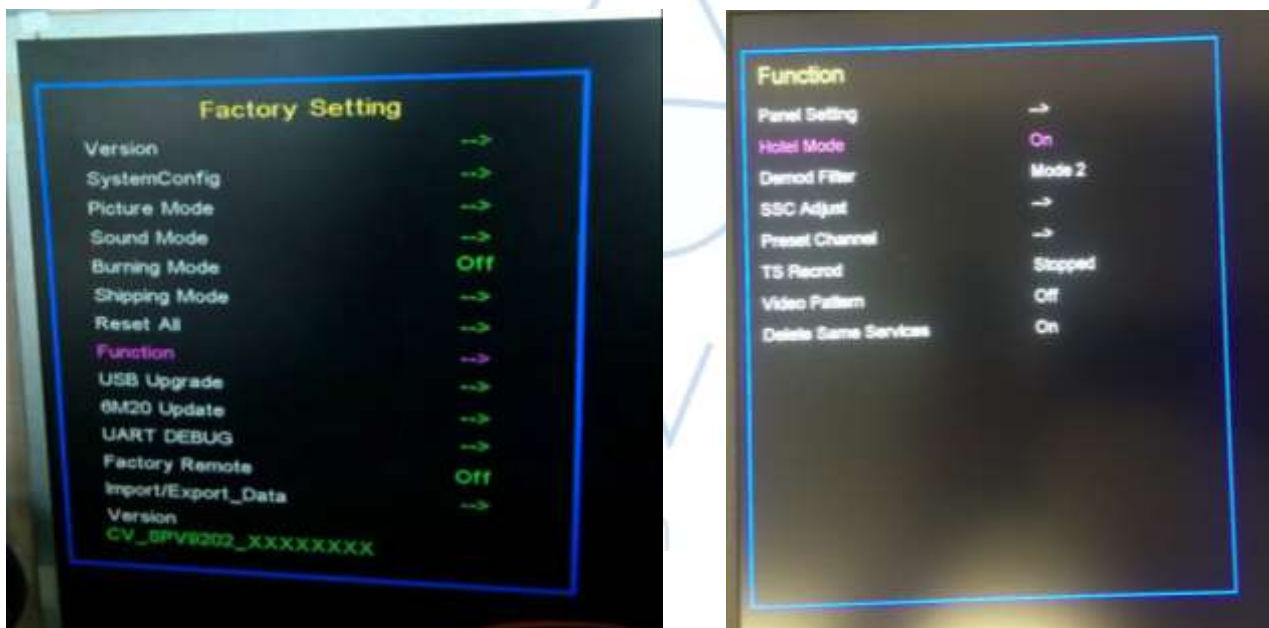


Hotel Mode – Genesis2

All recent Aquavision televisions have a “Hotel Mode” feature that allows you to set the following functions.

- Maximum volume
- Initial Volume
- Initial Channel
- Initial Picture Status Memory (PSM)
- Initial Sound Status Memory (SSM)

On the Master remote press the buttons SOURCE, then numbers 2580. This will bring you to the Factory settings menu as follows, or similar:



For Hotel mode, scroll down to FUNCTION and press enter. On the next page scroll down to Hotel mode and again, press enter to show ON. Press MENU to exit this mode back to normal operation screen

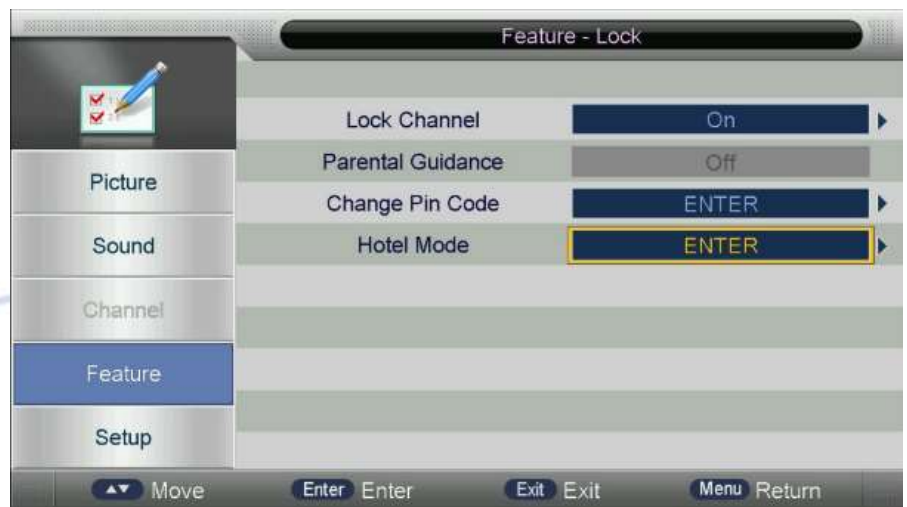
- Press MENU to enter the main Main Menu subpage
- Scroll down to FEATURE and press ENTER.
- Highlight LOCK feature and press ENTER.



- Enter the Lock Item using the password 0000.



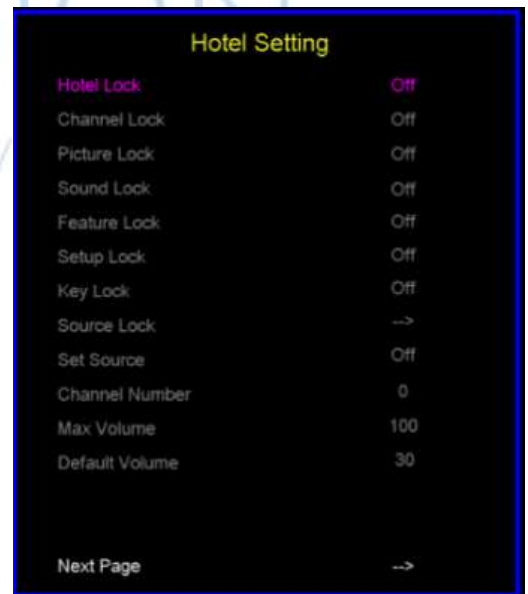
- Scroll down and Enter The Hotel Mode by pressing OK/Right key.



- Amend the settings as required.

- Use the MENU key to go back to the normal operating screen

AQUAVISION
television ev



HEAD OFFICE AND FACTORY
 Aquavision
 Unit 7 Riverpark, Billet Lane
 Berkhamsted, Hertfordshire
 HP4 1HL
 United Kingdom
 +44 [0]1442 872665

AMERICAN OFFICE
 Aquavision, Inc.
 #197
 5 Southside Drive, Suite 11
 Clifton Park, NY 12065
 America
 +1 800 524 1804



sales@aquavision.tv
 sales@aquavision.us

www.aquavision.tv
 www.aquavision.us